



- 1 Access floor panel
- 2 Pedestal glue
- 3 Height fixing
- 4 Gasket



System description

- **Panel**
carrier plate consisting of a welded tubing frame construction with powder-coated surface, plate for ventilation purposes perforates, optionally with throttle-sheet or quantity adjustment
- **Pedestal**
precisely height adjustable, from galvanized and yellow chromated steel, precision threaded bolt, various types according to height requirements
- **Gasket**
from conductive plastic material, vaulted surface for perfect panel fixing
- **Height Fixing**
securing part or locking glue (alternatively)
- **Gluing**
placing of pedestal base in adhesive Finished floor heights >500 mm use of stringers is recommended for better lateral stability
- **Wall Connection**
pre-compressed foam rubber, as sound barrier and absorption of horizontal movements

Technical Data

Load- and deflection class ¹	5A (5 kN)
Reaction to fire performance ²	A1
Electrostatic conductivity ³	$\geq 5 \times 10^5 \Omega$
Weight of system ⁴	43 kg/m ²
Finished floor heights (FFH) ⁵	70 – 1250 mm
Panel thickness ⁶	38 mm
Pedestal spacing	600 mm

Perforation type	description	Free section
R 15	Punched hole \varnothing 8 mm	approx. 15 %

Applications

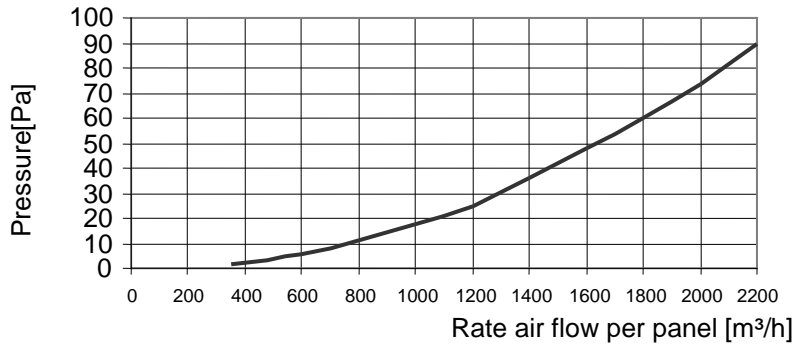
- Computer rooms and control rooms
- Industry and working rooms
- Training and research rooms
- Office and construction areas

Possible Floor Coverings⁷

- Linoleum, PVC, Rubber, HPL
- Tufting, Velour, Needlefelt
- Loosely laid covering tiles
- Linings with perforation punching

- ¹ according DIN EN 12825, safety factor 2, nominal load in brackets
- ² according DIN 4102
- ³ values depending on floor covering
- ⁴ floor height 150 mm (FFH), without covering
- ⁵ special heights on request
- ⁶ special thickness on request

Technische Änderungen auch ohne Ankündigung vorbehalten.
 Subject to change without notice.
 Diese Unterlage ist unser geistiges Eigentum. Sie darf ohne unsere
 Zustimmung weder vervielfältigt, noch unbetugl verwendet, noch
 gewerbsmäßig verbreitet oder weiteren Personen vorgelegt werden.

Ventilation diagram:
Perforation type R 15

Perforation figure:
