



- 1 Access floor panel
- 2 Pedestal glue
- 3 Height fixing
- 4 Gasket



System description

- **Panel**
carrier plate consisting of a welded tubing frame construction with powder-coated surface, plate for ventilation purposes perforates, optionally with throttle-sheet or quantity adjustment
- **Pedestal**
precisely height adjustable, from galvanized and yellow chromated steel, precision threaded bolt, various types according to height requirements
- **Gasket**
from conductive plastic material, vaulted surface for perfect panel fixing
- **Height Fixing**
securing part or locking glue (alternatively)
- **Gluing**
placing of pedestal base in adhesive Finished floor heights >500 mm use of stringers is recommended for better lateral stability
- **Wall Connection**
pre-compressed foam rubber, as sound barrier and absorption of horizontal movements

Technical Data

Load- and deflection class ¹	5A (5 kN)
Reaction to fire performance ²	A1
Electrostatic conductivity ³	$\geq 5 \times 10^5 \Omega$
Weight of system ⁴	43 kg/m ²
Finished floor heights (FFH) ⁵	70 – 1250 mm
Panel thickness ⁶	38 mm
Pedestal spacing	600 mm

Perforation type	description	Free section
R 24	Punched hole Ø 10 mm	approx. 24 %

Applications

- Computer rooms and control rooms
- Industry and working rooms
- Training and research rooms
- Office and construction areas

Possible Floor Coverings ⁷

- Linoleum, PVC, Rubber, HPL
- Tufting, Velour, Needlefelt
- Loosely laid covering tiles
- Linings with perforation punching

¹ according DIN EN 12825, safety factor 2, nominal load in brackets

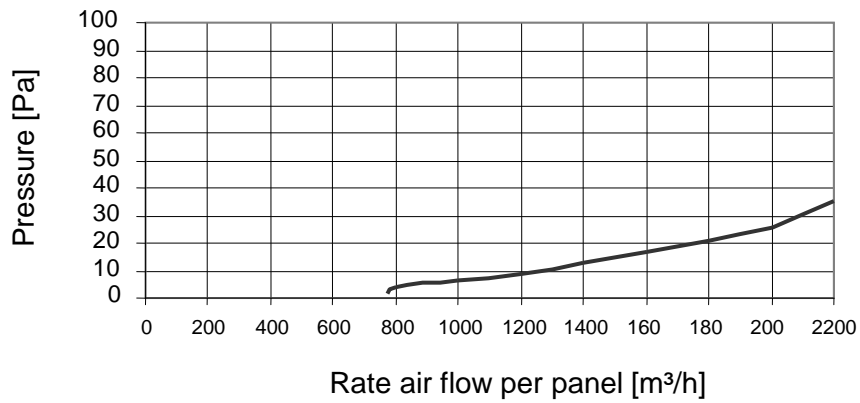
² according DIN 4102

³ values depending on floor covering

⁴ floor height 150 mm (FFH), without covering

⁵ special heights on request

⁶ special thickness on request

Ventilation diagram:**Perforation type R 24****Perforation figure:**